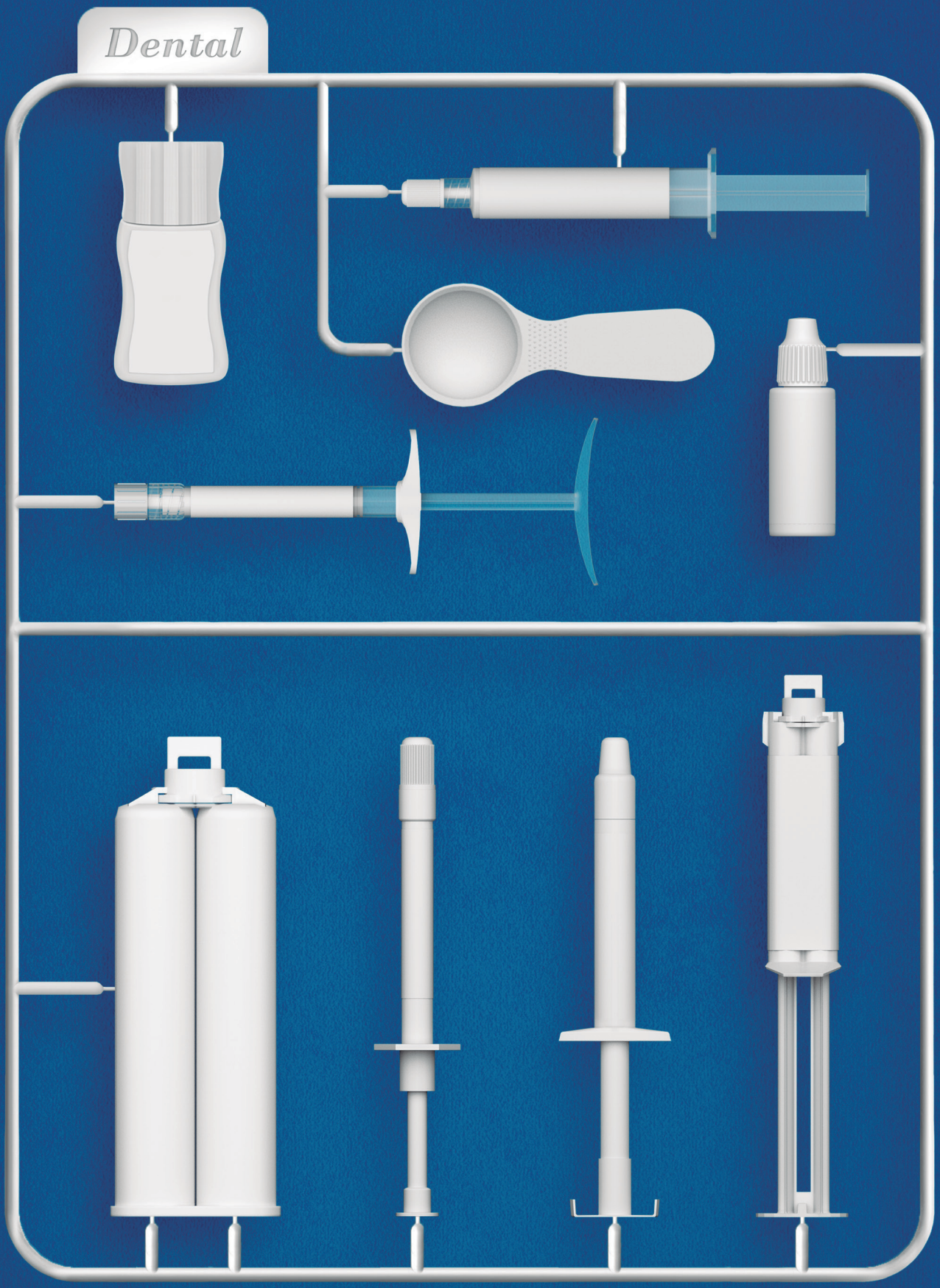

Bright Resin

Restorative Material

Dentium

Contents

Bond & Restoratives 04
Universal Bond
Flowable Resin
Bulk Fill Flowable
Etchant
Core

Cements 09
Resin Cement 2
Zirconia Primer
Orthodontic Adhesive

Impression materials 12
Impress
(Light, Medium, Heavy, Bite, Putty)

MTA materials 13
MTA Sealer Plus
MTA LINER

3D Printing materials 14
Model
Surgical Guide
Flexible Denture

Clinical cases 19

Bond & Restoratives

Total etching





Procedure

Etchant (Selective & Total etching) [1] ▶ Wash and Dry ▶ **Universal Bond** [2] ▶ Dry ▶ Light-cure ▶ **High/Low/Bulk flow** [3] ▶ Light-cure ▶ Polishing

Case 1. Diastema

Pre-treatment

1

3

Post-treatment

Case 2. Anterior fracture

Pre-treatment

1

3

Post-treatment

Case 3. Cervical abrasion

Pre-treatment

1

3

Post-treatment

Tip

- Recommended etching time for dentin: ≤ 15 seconds.
  (Excessive etching of dentin may cause postoperative sensitivity and decrease in bond strength)
- Wash and dry at once by etching dentin and enamel with time interval.
- For efficient penetration of the adhesive to tooth surfaces, agitate for 20 seconds with a gentle pressure using a micro-brush.
- Dry the agitated surface thoroughly with air till the adhesive does not move.

Universal Bond

Single bottle, light-cured dental adhesive

Strong (10-MDP, 4META) Strong and durable bonding

Film thickness Low film thickness, ≤3um

Strong and durable bonding [1]

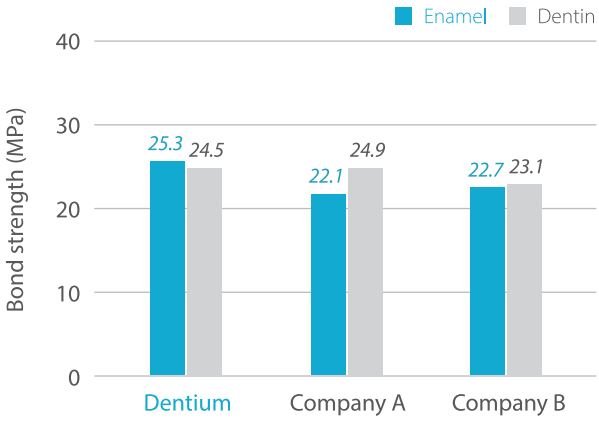

Low film thickness



Flowable Resin

Single bottle, light-cured dental adhesive

Convenience Two kinds of viscosity (High/Low)

High radiopacity

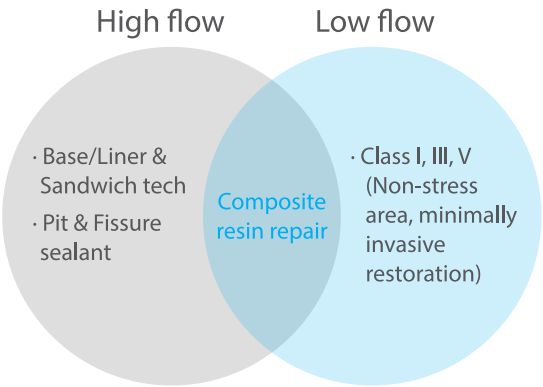

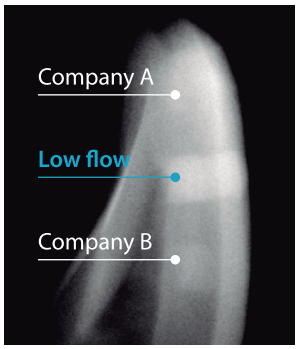

1. GENOSS Data on file

Bulk Fill Flowable

Light-cured flowable composite

Self-leveling Good cavity adaptation

Convenience High depth of cure & Low shrinkage

Product features

Properties	Value	Method
Shade	Universal, A2	-
Polymerization shrinkage(%)	2.14	-
Depth of cure(mm)	7.0	ISO 4049
Flexural strength(MPa)	125	ISO 4049
Fluoride release	Release	-

Cavity adaptation



High depth of cure [1]

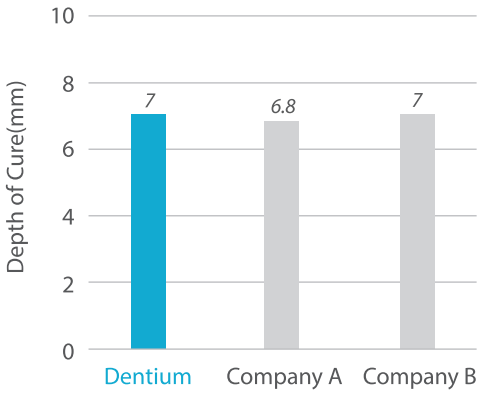

Low polymerization shrinkage [2]

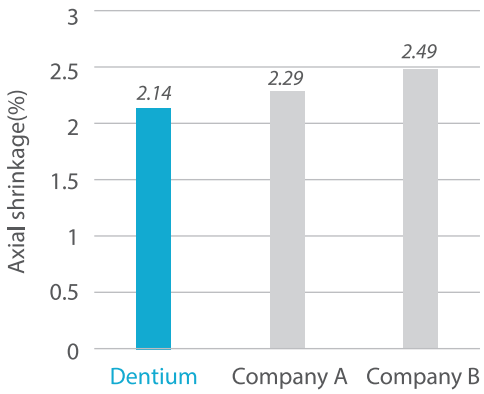

1,2. GENOSS Data on file

Etchant

Dentin/Enamel etching gel

Convenience Selective or total etching
Enhancement Improves bonding strength

Clear etched surface

Enamel (15~30sec)



Dentin (10~15sec)

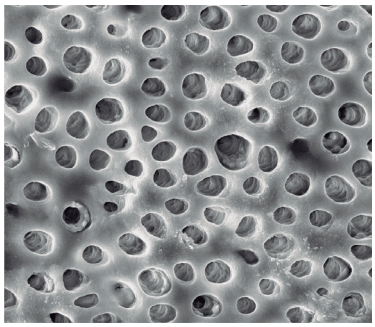

Core

Dual-cured core build-up composite

Convenience Excellent light-cure depth and high radiopacity
Preparation Dentin-like cuttability to ensure controlled

High depth of cure [1]

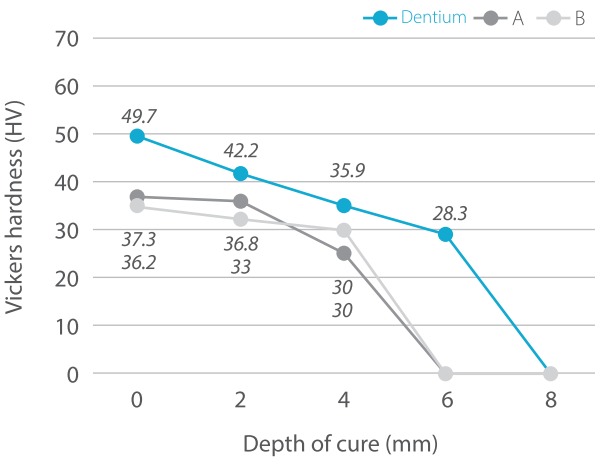

Excellent radiopacity

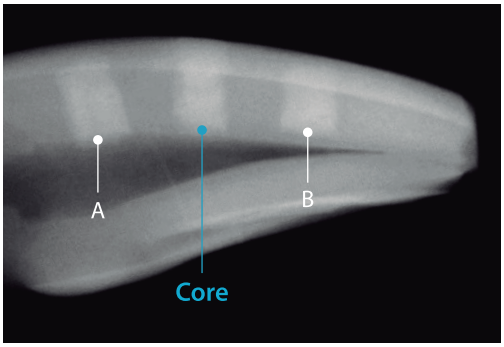

1. GENOSS Data on file

Cements

Procedure

Pre-treatment

Wash and Dry

Zirconia Primer

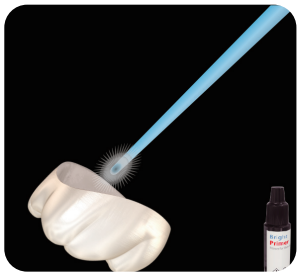

Dry

Resin Cement

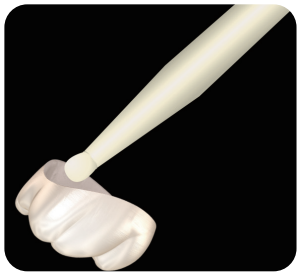

Light-cure

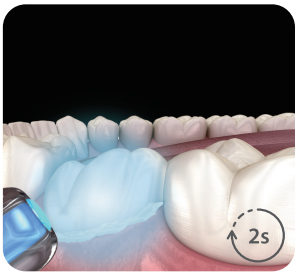

Remove excess

Light-cure

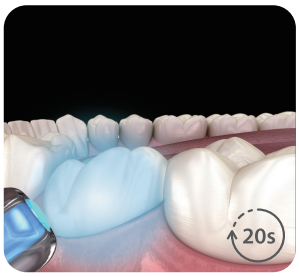

Tip

- For higher bond strength, the restoration should be pre-treated prior to cementation.
  - Zirconia & Metal: sandblast with 50 um Al_2O_3 for 15 sec at 2.5 bar
  - Glass ceramic: etch with 5% hydrofluoric acid for 20 sec
- Application of Bright Primer containing 10-MDP further improves the bond strength.
- After applying Bright Resin Cement 2, place the restoration within 2 min and light cure for 2 sec to remove excess.

Resin Cement 2

Self-adhesive resin cement

Stable Stability Stable in both refrigerated and room temperature storage

Strong (10-MDP) Strong bonding to indirect restoratives

Product features

Properties	Value	Method
Shade	Universal, Opaque	-
Flexural strength(MPa)	121	ISO 4049
Bond Strength (MPa)	23.2 (@ Zirconia)	ISO 29022
Film thickness (μm)	10.7	ISO 9917
Working/Setting time (min)	≥ 2:30/≤ 4:00 (23±1°C)	ISO 4049

Strong bonding to indirect restoratives [1]

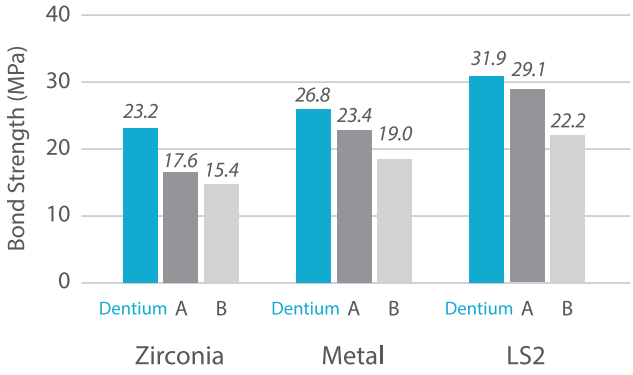

Primer

Primer for indirect restoration

Universal Universal primer containing 10-MDP

Improve Improves bond strength between cement and restorations

Stronger bonding to indirect restoratives [2]

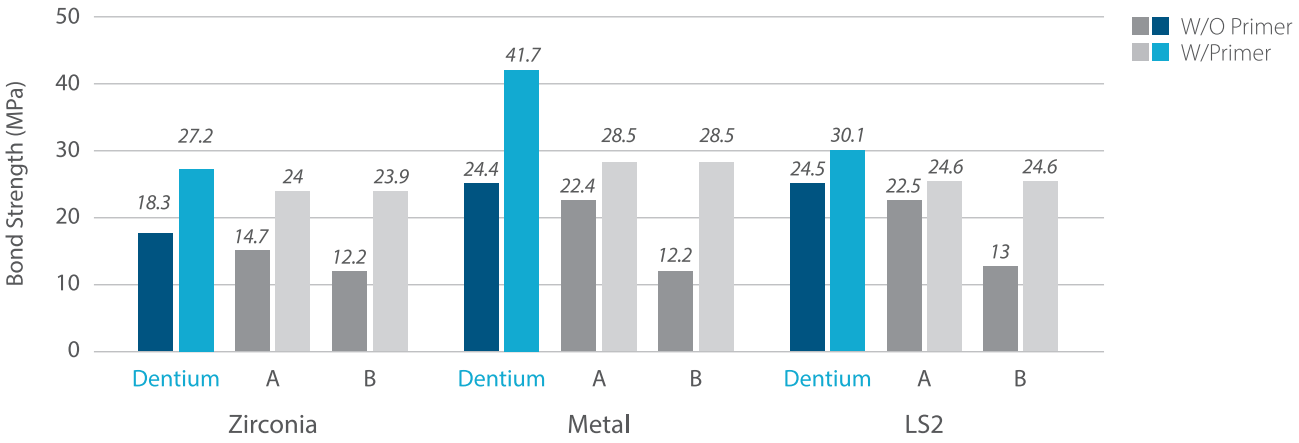

1,2. GENOSS Data on file

Orthodontic Cement

Light cure orthodontic adhesive

Strong (10-MDP)

Stable and high bond strength between enamel and brackets

Simple Simple orthodontic bonding procedure (No priming step)

Simple yet strong bonding [1]

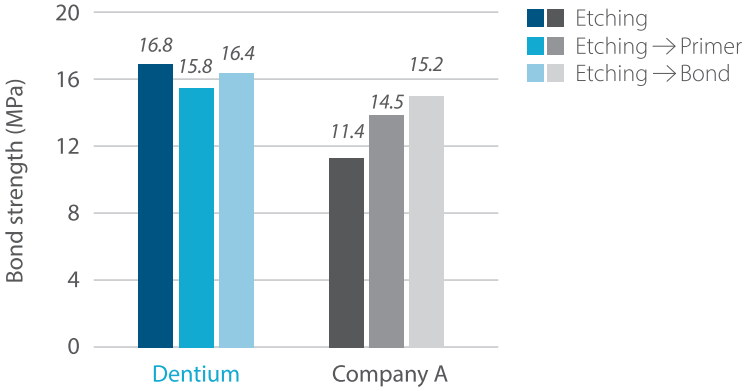

- Zirconia bracket, Bovine tooth enamel
- Universal etchant/ Bond universal/ Primer

Uniform bonded interface



Strong bonding to enamel and zirconia brackets [2]

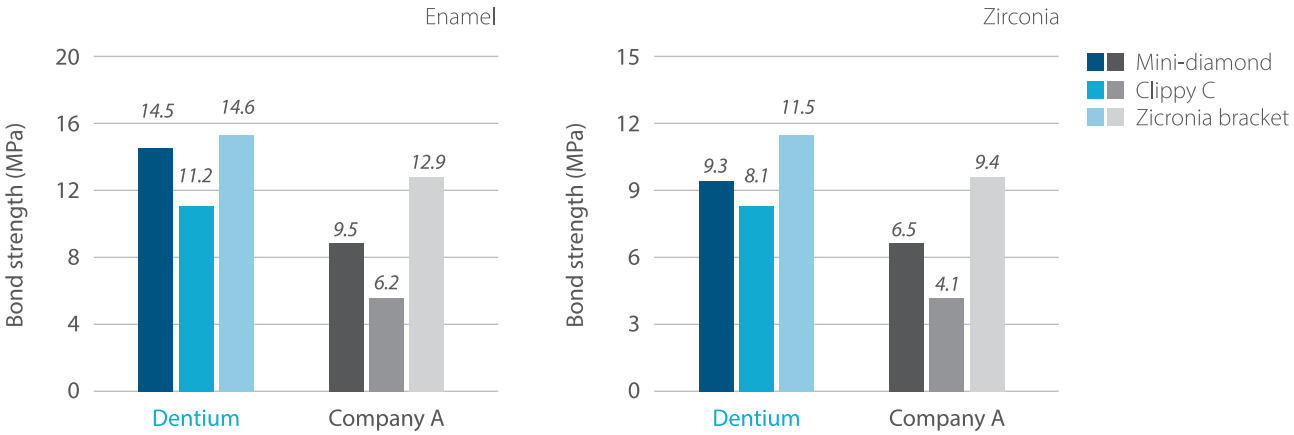

1,2. GENOSS Data on file

Impression materials

Impress

Vinyl polysiloxane impression material

Accuracy Highly accruate and void-free impression

Convenience Superior hydrophilicity and mechanical properties

Mechanical properties [1]

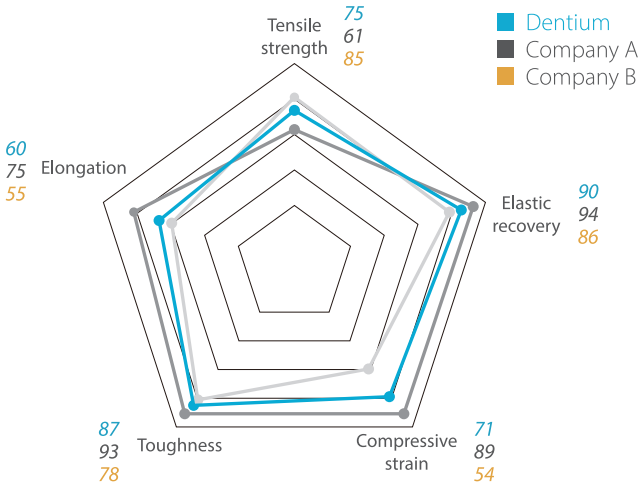

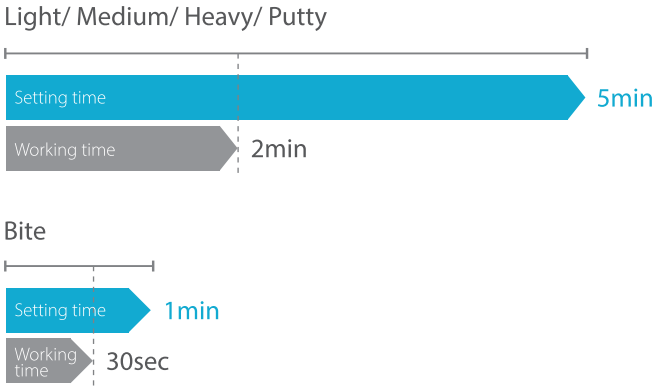

Accurate and detailed impression

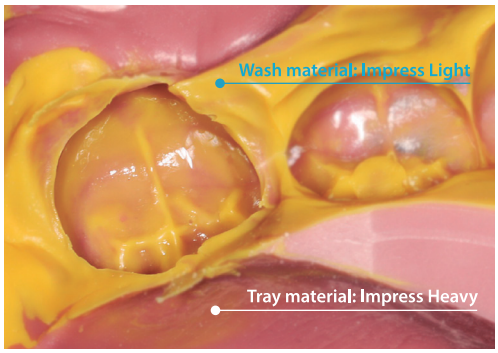

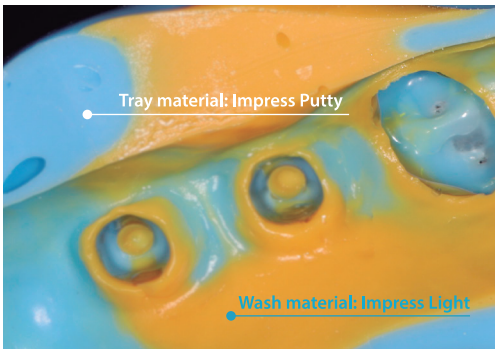

1. GENOSS Data on file

MTA materials

MTA Sealer Plus

Root canal sealing material

Anti-bacterial effect Impervious sealing with antibacterial effect

Convenience Paste-type calcium silicate based endodontic sealer

Setting time [1]

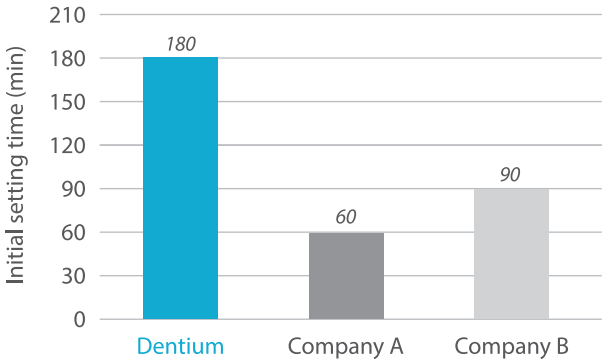

Flowability [2]

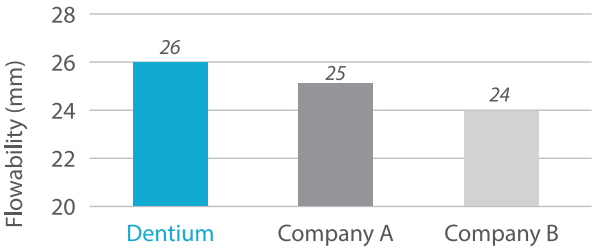

Radiopacity



Dentium Company A Company B

MTA LINER

Pulp Protectant/Liner

Pulp protection

Light curable, resin-modified calcium silicate for pulp protection

Convenience Controlled calcium release and high radiopacity

High radiopacity [3]

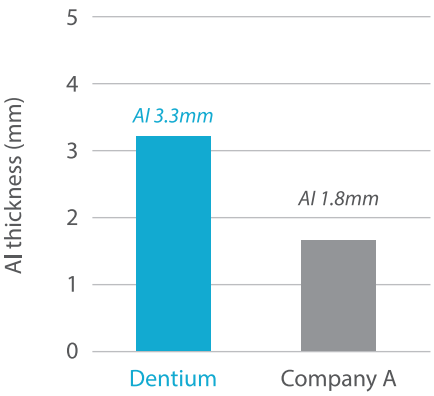

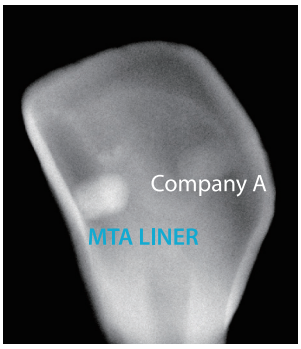

Excellent sealing

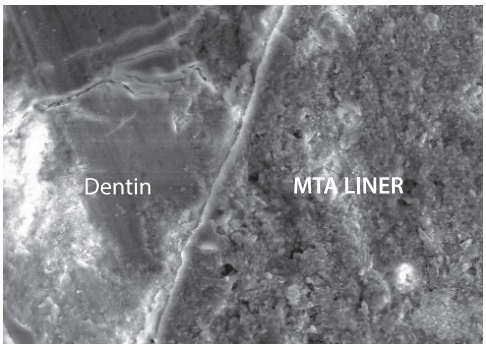

1~3. GENOSS Data on file

3D Printing materials

Model

3D dental model

Beige color
Mechanical Properties

High mechanical properties enable various uses

Specification

Properties	Value Method	Method
Color	Beige	-
Viscosity	≤ 500 cP	BrookField
Flexural strength	≥ 120 MPa	ASTM D790
Hardness	≥ 80 Hs	ISO 868

Surgical Guide

Guide template for implant surgery

Transparency

High transparency improves surgical accuracy

Stability

Excellent discoloration resistance
and fracture resistance

Specification

Properties	Value Method	Method
Color	Clear	-
Viscosity	≤ 400 cP	BrookField
Flexural strength	≥ 130 MPa	ASTM D790
Flexural modulus	≥ 2,000 MPa	ASTM D790

Flexible Denture

3D Flexible Denture

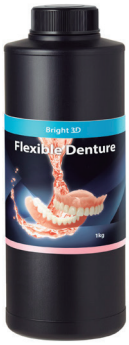

Light cured denture resin (A2/ A3/ Pink Shade)

High fracture resistance
and durability enable various cases

Specification

Properties	Value Method	Method
Color	A2/ A3/ Pink	-
Viscosity	≤ 700 cP	BrookField
Flexural strength	≥ 65 MPa	ISO 20795-1
Hardness	≥ 80 Hs	ISO 868

Bond & Restoratives

Product	Package	Model no.
Universal Bond	6ml x 1ea	BU6
Low Flow	2ml x 1ea	LFA1/ LFA2/ LFA3/ LFA3.5/ LFA4 LFOA2/ LFOA3/ LFCV/ LFBW
High Flow	2ml x 1ea	HFA1/ HFA2/ HFA3/ HFA3.5/ HFA4 HFOA2/ HFOA3/ HFCV/ HFBW
Bulk Fill Flowable	2g x 1ea	BFUS/ BFA2S
Etchant	5ml x 2ea	E5
Core	7.7g x 2ea	BCN

Cements

Product	Package	Model no.
Resin Cement 2	7.6g x 1ea	BRCU/ BRCO
Zirconia Primer	2ml x 1ea	P2
Orthodontic Adhesive	2ml x 1ea	OB4G

Impression materials

Product	Package	Model no.
Impress-Light	50ml x 4ea	DIM50LBF-40
Impress-Bite	50ml x 4ea	DIM50BT-40
Impress-Medium	50ml x 4ea	DIM50RBF-40
Impress-Heavy	50ml x 4ea	DIM50HB-40
Impress-Putty	500g x 2ea	DIM50PTF-40

MTA materials

Product	Package	Model no.
MTA Sealer Plus	1g x 1ea	MTA1
MTA LINER	2g x 1ea	C-4001P

3D Printing materials

Product	Package	Model no.
Model	1kg x 1ea	B3DMD
Surgical Guide	1kg x 1ea	B3DSG
Flexible Denture	1kg x 1ea	FD-PI/ FD-A2/ FD-A3

Handling Precautions

Light-cure products

Universal Bond, High/Low Flow, Primer, Orthodontic Cement, MTA LINER

- Keep in cool and dark places to avoid direct sunlight and moist conditions.
- In case of Bond and Primer, keep the cap close tightly to prevent volatilization after use.

Dual-cure products

Resin Cement 2, Core

- Store at 2 ~ 8 °C when not in use and keep at ambient temperature right before use.
- When using a syringe for the first time, squeeze out a small amount of material.
- Temperature affects working and setting times.

Impression materials

- When using a cartridge for the first time, squeeze out a small amount of material and then install a mixing tip.
- Temperature affects working and setting times.

MTA Sealer

- Keep in a pouch without removing a disposable tip after use.
- For reuse, squeeze out a small amount of material and replace with a new tip.

Clinical Cases

www.clinicaldentium.com

Bright Resin

Restorative Materials

Specifications are subject to change without any notice.
Some products listed in this catalog are not available in the market due to pending approval.

Dentium

2025

76, Changnyong-daero 256beon-gil, Yeongtong-gu, Suwon-si, Gyeonggi-do, Republic of Korea
www.dentium.co.kr / +82 2-555-3750